

The TWG logo features the letters 'T', 'W', and 'G' in a bold, blue, sans-serif font. The top horizontal bar of the 'T' and the top horizontal bar of the 'G' are colored orange. The background of the entire image is a silhouette of an industrial structure, likely an oil rig, against a bright orange and yellow sunset sky. A worker in a hard hat is visible on a platform to the right.

TWG

a **DOVER** company

ENERGY



Transforming the way you work

INNOVATIVE SOLUTIONS THAT CHANGE WHAT IS POSSIBLE

Tough jobs demand today's most advanced equipment and technology. Reputations depend on it. And nowhere is quality, innovation, and state-of-the-art performance more important than in the energy sector—where workers need to rely on their equipment, day in and day out.

At TWG, we develop the tools, technology, and equipment to help transform your work process and environment—so you can get the job done more efficiently and effectively. Our interactive systems connect equipment, analyze data, and deliver real-time insights that reduce downtime and improve productivity. By combining Artificial Intelligence and the Industrial Internet of Things, we'll help you unleash powerful new levels of performance. Interact with our desktop dashboard via our web portal or mobile app with voice recognition software—giving you 24/7-access to the information you need, including instant technical support, troubleshooting help, and over 10,000 documents.

A leading manufacturer of winches, hoists, slewing ring bearings, swing drives, electronic monitoring systems, and more, TWG is part of the Dover Corporation—a global manufacturer with annual revenues over \$7 billion. With more than a million units installed, we offer a vast range of essential parts and products across seven model lines: DP Winch, Gear Products, Greer, LANTEC, Pullmaster, Tulsa Winch, and RUFNEK.

Fueling your potential

ENERGY INDUSTRY SOLUTIONS THAT MAXIMIZE PRODUCTIVITY

The energy sector plays a crucial role in the infrastructure and ongoing maintenance of our modern world. Industry employees work daily in hazardous conditions and put in long, hard hours. Which is why it's essential that manufacturers of today's energy equipment choose components with a trusted reputation for quality and dependability.

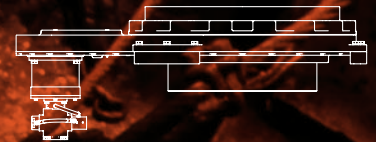
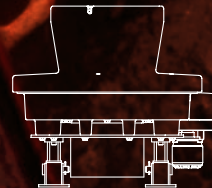
TWG products and components are custom designed for use in a wide variety of energy sector applications, including both onshore and offshore equipment and machinery. From winches and hoists for drill rigs, to hydraulic pump drives for thumper trucks, our cutting-edge solutions are engineered to perform under pressure. Built to last longer under tough conditions, TWG products stand up to mud, debris, salt water, and harsh weather. So they don't just give you better, more powerful performance — they also break down less often, keeping productivity at a maximum.

With industry-leading quality, technology, and design, TWG real-time electronic monitoring systems offer innovative custom solutions that meet the requirements of even the most demanding energy manufacturers.





dovertwg.com



Turn down time into work time

ONSHORE APPLICATIONS: DRILL RIG

Tough, challenging conditions demand equipment that's up to the task. Which is why all TWG drill rig components are engineered for peak performance—even in drilling mud. Sealed from mud and contaminants, our reliable, long-lasting products reduce unexpected down time and labor costs, raising your bottom line.

Built and tested in accordance with IP66, our Rotary Table Drive and Rotating Mousehole will keep your drill rig running long after others call it quits. Featuring a smart, compact design, TWG catwalk winches use a single, streamlined system that balances power with efficiency. And when it comes to electronic monitoring, our integrated systems and mobile app will help you keep things running smoothly with immediate, 24/7 interactive feedback, technical assistance, and drawings.

INDUSTRY-LEADING PERFORMANCE AND RELIABILITY.

ROTATING MOUSEHOLE

- Sealed from contaminants per IP66
- For pipe sizes 2-3/8" to 8-5/8" (60 mm to 219 mm)
- Static thrust capacity of 50,000 lbs (222 kN)

ROTARY TABLE DRIVE

- Sealed from contaminants per IP66
- For master bushing sizes 27.5" (0.69 m) and 37.5" (0.95 m)
- Output torque capacity 20,000 ft-lbs (27 kNm)
- Static thrust capacity of up to 1 M lbs (4448 kN)

HOIST

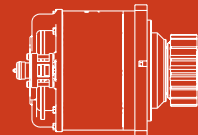
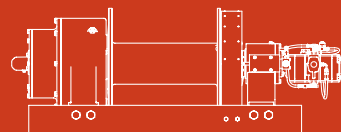

- 5,000-75,000 lbs (22.2-333.6 kN) line pull
- Smooth or grooved cable drums for wire or synthetic fiber rope
- Static and drum brakes
- Line pull and torque available real time
- Determination of hoist and rope health

WINCH

- Planetary with 8,000-30,000 lbs (35.5-133.4 kN) line pull
- Air, hydraulic, or manual kick-out
- Fairleads and cable hold down options

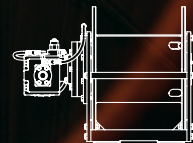

SWING DRIVE

- Both planetary and worm gear options with torque ratings of 375-45,000 ft-lbs (.04-61 kNm)
- Static and dynamic brakes
- Work area definition and angular rotation feedback options





dovertwg.com



Serious productivity

ONSHORE APPLICATIONS: WELL SERVICING & HEAVY HAULER

Whether you're servicing oil wells or hauling heavy loads across state lines, you need to trust your equipment will do the job each and every time. At TWG, we design our components to do their jobs better—so you can do yours better. That's why all our winches, swing drives, and coiled tube injectors are custom made to meet your specific needs—and exceed your expectations.

Engineered for maximum productivity and durability, our easy change-out features reduce down time and extend product life—so your equipment works at its fullest potential. And it doesn't stop there. We offer more linear footage on our wireline winches, slickline winches, and cable spooling drives, so you can go further, longer.

Innovative and accurate, our integrated electronic monitoring systems provide real-time interactive updates as you work—allowing operators to work more efficiently and meet critical deadlines—keeping you on schedule and on budget.

INDUSTRY-LEADING PERFORMANCE AND RELIABILITY.

RUFNEK WINCH

- 10,000-130,000 lbs line pull (44-578 kN) planetary or worm
- Overloads identified with *Intelliguard* torque sensing capacity alert system
- Real-time information available via Bluetooth and Wi-Fi
- Air applied drum brake feature to prevent cable from bird-nesting during free spool operation
- 2-speed hydraulic motor with shift-on-the-fly capability
- Single externally mounted air shift cylinder

HOIST

- 5,000-75,000 lbs (22.2-333.6 kN) line pull
- Smooth or grooved cable drums for wire or synthetic fiber rope
- Static and drum brakes
- Line pull and torque available real time
- Determination of hoist and rope health

SWING DRIVE

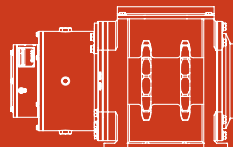
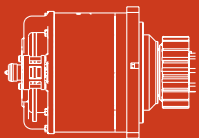
- Both planetary and worm gear options with torque ratings of 375-45,000 ft-lbs (.04-61 kNm)
- Static and dynamic brakes
- Work area definition and angular rotation feedback options

BUMPER WINCH

- Planetary with 8,000-30,000 lbs (35.5-133.4 kN) line pull
- Air, hydraulic, or manual freespool
- Fairleads and cable hold down options



COILED TUBE INJECTOR DRIVE

- Split top hat style complete with dual sprockets
- 100,000 lb (444.8 kN) maximum chain pull
- Higher precision gearing for optimum compactness





dovertwg.com



Power that makes an impact

ONSHORE APPLICATIONS: PIPELAYER & THUMPER TRUCK

When it comes to heavy lifting, you need a manufacturing partner known for high performance solutions that put you in control. That's where we come in. From tough, reliable components to innovative technology, TWG is your single source for quality interactive solutions that keep your operation running smoothly.

Our heavy-duty, compact winch designs deliver greater control, more power, and increased visibility to your pipelayers. For boom and hook applications, we offer independent, interchangeable hydraulic winches with a modular pin-on design that allows for quick, efficient field service—reducing involuntary down time. In addition, our emergency, free-fall feature keeps operators out of harm's way. With a custom add-on system design, our plug and play package lets you easily convert older dozers.

Whether your thumper trucks need traditional or separate axle propelling, our HPDs are the key to their power. For vehicle recovery, our top-of-the-line planetary and worm gear bumper winches can get you out of any sticky situation and keep you on schedule, even under the harshest conditions.

INDUSTRY-LEADING PERFORMANCE AND RELIABILITY.

HYDRAULIC PUMP DRIVE

- 15 models with multiple gear ratios
- Up to 1,200 HP (894 kW) and 8 pump pads to SAE standards
- Multiple input options including a torsional coupling

BUMPER WINCH

- Planetary with 8,000-30,000 lbs (35.5-133.4 kN) line pull
- Air, hydraulic, or manual freespool
- Fairleads and cable hold down options

SLEWING RING BEARING

- Single and double row ball bearings up to 6 feet (1.8m) diameter
- Bending moment capacity up to 3 million ft-lbs (4MNm)
- Option for negative internal clearance

SWING DRIVE

- Both planetary and worm gear options with torque ratings of 375-45,000 ft-lbs (.04-61 kNm)
- Static and dynamic brakes
- Work area definition and angular rotation feedback options

CUSTOM PIPELAYER WINCH ASSEMBLY

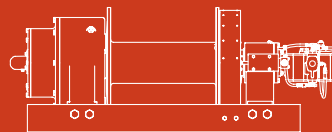
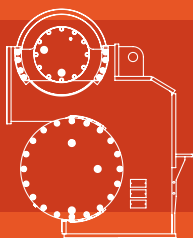
- Hook winch and boom winch assembled in a common frame
- Hook winch with freefall clutch for release and engagement under full load
- Meets ASME B30.14 and ISO 8813

LOAD MOMENT INDICATOR

- Multiple language options including Chinese, Spanish, French, Russian and Portuguese
- 2 CAN J1939 displays, large and small available
- Fastest calibration time in the industry

RECOVERY WINCH

- Planetary with 8,000-30,000 lbs (35.5-133.4 kN) line pull
- Air, hydraulic, or manual freespool
- Fairleads and cable hold down options



INDUSTRY-LEADING PERFORMANCE AND RELIABILITY.

ROTARY MOUSEHOLE

- Sealed from contaminants per IP66
- For pipe sizes 2-3/8" to 8-5/8" (60 mm to 219 mm)
- Static thrust capacity of 50,000 lbs (222 kN)

ROTARY TABLE DRIVE

- Sealed from contaminants per IP66
- For master bushing sizes 27.5" (0.69 m) and 37.5" (0.95 m)
- Output torque capacity 20,000 ft-lbs (27 kNm)
- Static thrust capacity of up to 1 M lbs (4448 kN)

SWING DRIVE

- Both planetary and worm gear options with torque ratings of 375-45,000 ft-lbs (.04-61 kNm)
- Static and dynamic brakes
- Work area definition and angular rotation feedback options

HOIST

- 5,000-75,000 lbs (22.2-333.6 kN) line pull
- Smooth or grooved cable drums for wire or synthetic fiber rope
- Static and drum brakes
- Line pull and torque available real time
- Determination of hoist and rope health

WINCH

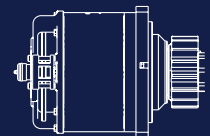
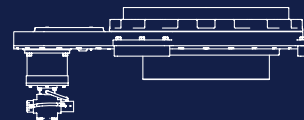
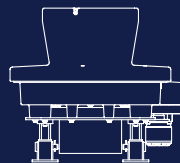
- 1,000-300,000 lbs (4.4 to 1334.4 kN)
- Air, hydraulic, or manual freespool
- Fairleads and cable hold down options

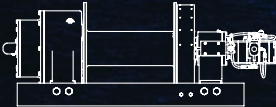
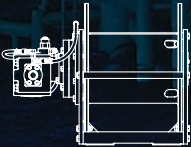
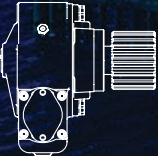
Making waves

OFFSHORE APPLICATIONS: DRILL RIG

Wind, salt water, rain, and other adverse conditions can wreak havoc on even the toughest machinery. Built extra tough to withstand the elements, our offshore drill rig products offer marine grade corrosion resistant coatings, and are sealed from mud and salt water contaminants. Engineered for maximum efficiency, high yield, and long life, TWG custom-designed winches and hoists meet the most stringent API, ABS, and DNV requirements.

Built and tested in accordance with IP66, our Rotary Table Drive and Rotating Mousehole are engineered to maintain peak performance levels, even while resting in drilling mud. Featuring a smart, compact design, TWG catwalk winches use a single, streamlined system that balances power with efficiency. To ensure your entire operation runs more smoothly, our integrated electronic monitoring systems and interactive mobile app give you round-the-clock feedback, plus access to technical assistance and drawings, 24/7.





INDUSTRY-LEADING PERFORMANCE AND RELIABILITY.

SWING DRIVE

- Both planetary and worm gear options with torque ratings of 375-45,000 ft-lbs (.04-61 kNm)
- Static and dynamic brakes
- Work area definition and angular rotation feedback options

HYDRAULIC PUMP DRIVE

- 15 models with multiple gear ratios
- Up to 1,200 HP (894 kW) and 8 pump pads to SAE standards
- Multiple input options including a torsional coupling

HOIST

- Dual drive available
- 5,000-75,000 lbs (22.2-333.6 kN) line pull
- Smooth or grooved cable drums for wire or synthetic fiber rope
- Static and drum brakes
- Line pull and torque available real time
- Determination of hoist and rope health

WINCH

- 1,000-300,000 lbs (4.4 to 1334.4 kN)
- Air, hydraulic, or manual kick-out
- Fairleads and cable hold down options

SLEWING RING BEARING

- Single and double row ball bearings up to 6 ft (1.8 m) diameter
- Bending moment capacity up to 3 M ft-lbs (4 MNm)
- Option for negative internal clearance

ELECTRONIC MONITORING SYSTEM

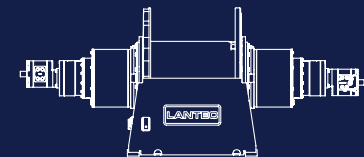
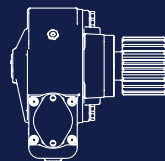
- Load moment indicator
- Anti-two block switches – wired or wireless
- Work area indicator
- Drum rotation/last layer indicator
- Torque sensors

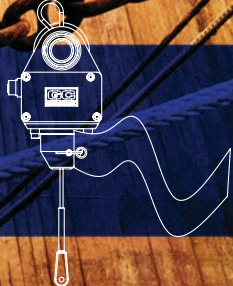
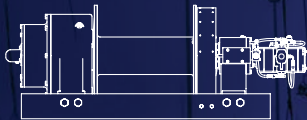
Raise your bottom line

OFFSHORE APPLICATIONS: CRANE & FPSO

When your workplace is in the ocean, miles from shore, you need to rely on your equipment to do the job in spite of the elements, severe weather, and whatever else comes your way. Delivering superior offshore performance, TWG's components for cranes, drilling ships, and FPSOs are built with marine-grade coatings and finishings for long, reliable service life and maximum efficiency—all while reducing down time. As a single source for your gearing needs, TWG products meet OSHA rotation and direction requirements for both wired and wireless applications. Our hoists meet API, ABS and DNV requirements and are custom designed for your needs with load moment indicators, boom angle indicators, torque sensors, and more.

The only manufacturer offering total, integrated solutions, we provide smart electronic monitoring systems that deliver immediate, 24/7 feedback. You also get instant access to technical assistance and drawings through the TWG mobile app—giving you more control over all your offshore operations.





INDUSTRY-LEADING PERFORMANCE AND RELIABILITY.

COILED TUBE INJECTOR HEAD

- Custom assembly with 130,000 lbs (477 kN) load capacity
- Speed up to 3,600 rpm input
- Integrated roller chain sprockets

FPSO PRODUCTS

- Turret pull-in winch
- Jumper hose winch
- Maintenance winch
- BOP handling winch
- Messenger winch
- Hydraulic power units

JACK UP DRIVE

- Electric prime mover – C-Face motor interface
- Air release/spring applied oil immersed parking brake
- 200,000 in-lbs (22.59 kNm) rated pinion drive torque

MOORING WINCH

- 330,000 lbs (1467.9 kN) rated top layer line pull
- 2 speed control for fine control and high speed line handling
- Available with and without level wind shown

ELECTRIC WINCH

- 8,000 lb (35.5 kN) line pull per cable on 2 cables
- Electric release ratchet and pawl system
- Includes absolute encoder for remote PLC control

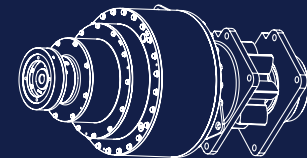
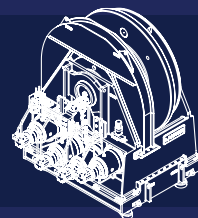
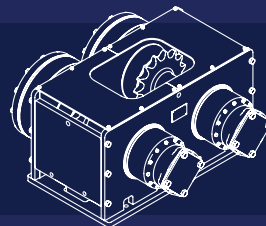
Problems solved


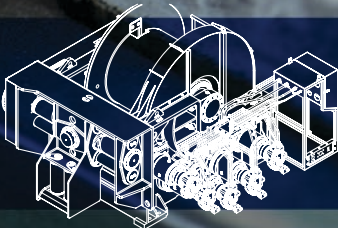
OFFSHORE APPLICATIONS: CUSTOM ENGINEERED SOLUTIONS

For peak productivity in demanding environments, it's crucial that your equipment is engineered to perform under pressure. At TWG, we specialize in tough, cutting-edge solutions, custom-engineered to meet your exact requirements. With industry-leading innovative technology and design, our complete interactive systems give you more power and control to get the job done efficiently and reduce unintended down time.

Our coiled tube injector head comes with two planetary gear drives, conveniently mounted and aligned in a frame that easily installs into your machine. Integral roller chain sprockets and electronic monitoring can be included as desired. FPSO offerings include gear drives and hoists often packaged with hydraulic power units to provide a complete, integrated system. We also offer mooring winches and swivel maintenance hoists with marine-grade coatings to weather the harsh offshore environment. A popular, environmentally-friendly option for offshore applications includes electric winches and jack up drives.

No matter the application, our dedicated team of experts can design a complete system package that provides the optimal solution to meet your needs.





New horizons

With a proud legacy behind us, we're taking bold steps toward the future—embracing change with disruptive technology that provides interactive smart solutions and expands possibilities.

Nimble and forward thinking, TWG is the innovative partner you need to optimize efficiency, reduce waste, and revolutionize your product lines. Our customizable solutions give you a competitive advantage by unleashing new levels of performance and interactivity—leveraging advanced Artificial Intelligence and the Industrial Internet of Things.

Our customer-focused team of application experts approaches your business needs with a solutions-driven mindset. When you work with TWG and Dover Corporation, you're partnering with companies that have a strong global footprint and are committed to providing insightful solutions to our partners. Together, the sky is the limit.



OUR MODEL LINES

TWG has facilities located in Jenks, OK, USA, Surrey, BC, Canada, and Bangalore, India. We are comprised of seven model lines that specialize in industry-specific products.

DP Winch: planetary winches for commercial and government equipment serving the towing and recovery markets

Gear Products: planetary and worm gear winches, swing drives, slewing ring bearings, hydraulic pump drives, and rotators for trucks, cranes, and heavy equipment serving the utility, construction, forestry, marine, and mining markets

Greer: load moment indicators, anti-two block systems, angular rotation feedback, and drum rotation indicators for lattice and telescopic boom cranes

LANTEC: planetary winches, hoists, and gear reducers

Pullmaster: planetary winches for commercial fishing boats, caisson drilling equipment, pipe layers, tractor/skidlers, and dredges

Tulsa Winch: planetary and worm gear winches and swing drives for large oilfield trucks, heavy haul tractor packages, digger derricks, cranes, and aerial work platforms

RUFNEK: planetary and worm gear winches, rotating mousehole, rotary table drives, and coiled tube injector heads for oilfield equipment



LANTEC®

PullMASTER

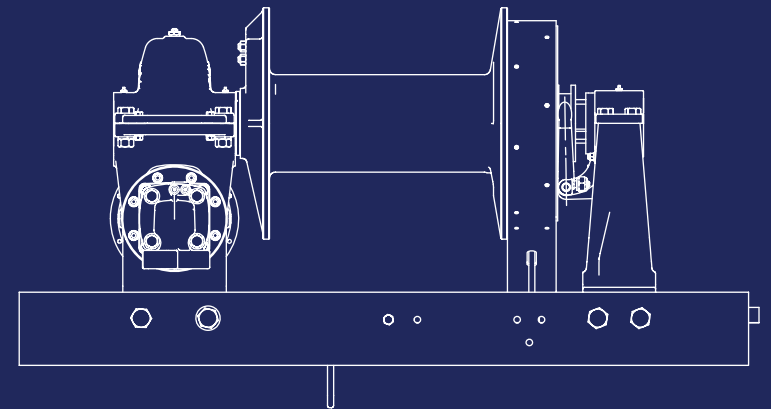


dovertwg.com

Product options

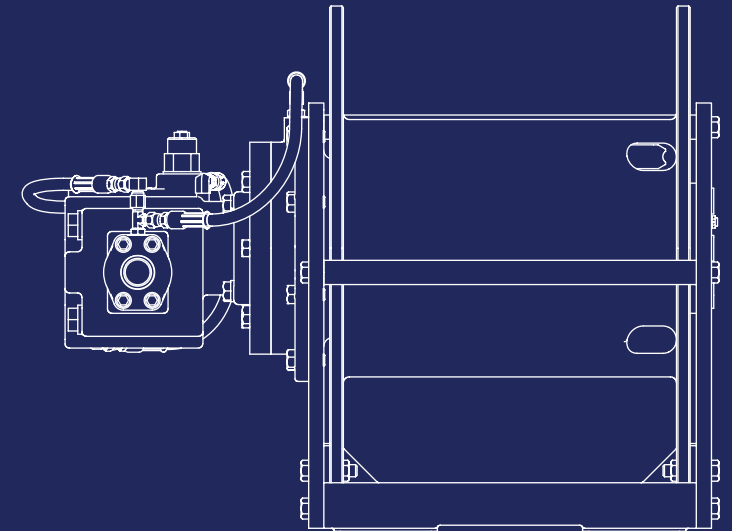
WINCHES

	OPTION	LINE PULL (k LBS)	LINE PULL (kN)
PLANETARY	Single drive	1 to 200 k	4.4 to 889.6 kN
	Dual drive	35 to 300 k	155.6 to 1334.4 kN
	Free spool - manual	3 to 45 k	13.3 to 200.1 kN
	Free spool - pneumatic/hydraulic	3 to 130 k	13.3 to 578.2 kN
	Cable hold down - spring	3 to 15 k	13.3 to 66.7 kN
	Cable hold down - pneumatic	25 to 100 k	111.2 to 444.8 kN
	Drum pressure roller	1 to 300 k	4.4 to 1334.4 kN
	Ratchet & pawl	12 to 300 k	53.3 to 1334.4 kN
	Drum band brake	12 to 300 k	53.3 to 1334.4 kN
	Controlled free fall	2 to 50 k	8.8 to 222.4 kN
	Rapid reverse	4 to 85 k	17.7 to 378.0 kN
	Fairlead	3 to 45 k	13.3 to 200.1 kN
	Capstan head	8 to 30 k	35.5 to 133.4 kN
	Bumper package	8 to 30 k	35.5 to 133.4 kN
	Traction	7 to 35 k	31.1 to 155.6 kN
WORM	Mechanical input	10 to 130 k	44.4 to 578.2 kN
	Hydraulic input	10 to 130 k	44.4 to 578.2 kN
	Adjustable worm brake	10 to 130 k	44.4 to 578.2 kN
	Kick-out - manual	10 to 130 k	44.4 to 578.2 kN
	Kick-out - pneumatic/hydraulic	10 to 130 k	44.4 to 578.2 kN
	Drum band brake	10 to 130 k	44.4 to 578.2 kN



HOISTS

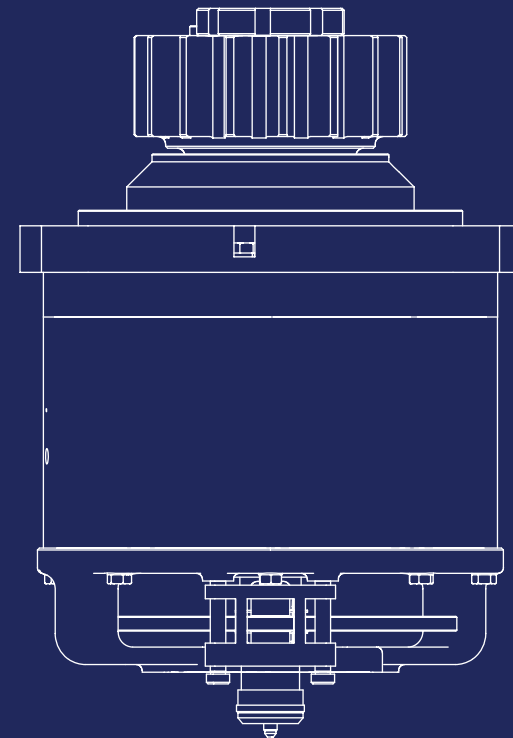
	OPTION	LINE PULL (k LBS)	LINE PULL (kN)
PLANETARY	Single drive	1 to 75 k	4.4 to 333.6 kN
	Dual drive	20 to 70 k	88.9 to 311.3 kN
	Free spool	3 to 50 k	13.3 to 222.4 kN
	Drum pressure roller	5 to 70 k	22.2 to 311.3 kN
	Ratchet & pawl	12 to 70 k	53.3 to 311.3 kN
	Drum band brake	12 to 70 k	53.3 to 311.3 kN
	Controlled free fall	2 to 50 k	8.8 to 222.4 kN
	Rapid reverse	4 to 50 k	17.7 to 222.4 kN
WORM	Hydraulic input	5 to 20 k	22.2 to 88.9 kN
	Adjustable worm brake	5 to 20 k	22.2 to 88.9 kN



Product options

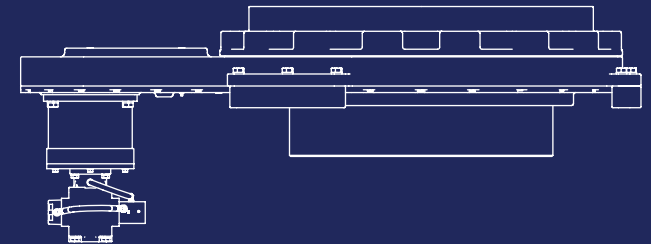
SWING DRIVES

	OPTION	CONTINUOUS OUTPUT (k IN-LBS)	CONTINUOUS OUTPUT (kNm)
PLANETARY	Static brake	15 to 540 k	1.7 to 61 kNm
	Dynamic brake	20 to 125 k	2.3 to 14.1 kNm
	Gear ratio 6 to 8	15 to 40 k	1.7 to 4.5 kNm
	Gear ratio 15 to 27	15 to 40 k	1.7 to 4.5 kNm
	Gear ratio 35 to 41	15 to 65 k	1.7 to 7.3 kNm
	Gear ratio 42 to 51	15 to 125 k	1.7 to 14.1 kNm
	Gear ratio 64 to 71	15 to 195 k	1.7 to 22 kNm
	Gear ratio 135 to 140	539 k	61 kNm
	Square mounting flange	15 to 52 k	1.7 to 5.9 kNm
	Rectangular mounting flange	30 to 125 k	3.4 to 14.1 kNm
	Round mounting flange	40 to 539 k	4.5 to 61 kNm
Custom mounting flange	180 to 250 k	20.3 to 28.3 kNm	
	Eccentric ring	15 to 125 k	1.7 to 14.1 kNm
WORM	Static brake	3 to 220 k	0.3 to 24.9 kNm
	Gear ratio 10 to 15 (backdrivable)	30 to 40 k	3.4 to 4.5 kNm
	Gear ratio 30 to 54	3 to 220 k	0.3 to 24.9 kNm
	Flange mount	10 to 36 k	1.1 to 4 kNm
	Upright mount	15 to 220 k	1.7 to 24.9 kNm
	Low mount	3 to 58 k	0.3 to 6.5 kNm
	Eccentric ring	5 to 40 k	0.5 to 4.5 kNm

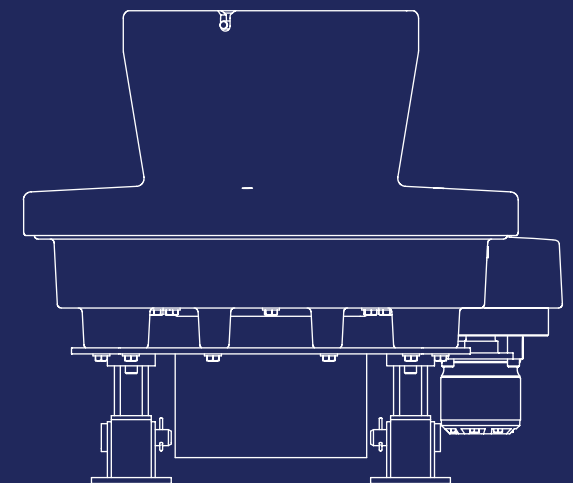


ROTARY TABLE DRIVE AND ROTATING MOUSEHOLE

	OPTION	CAPABILITIES	CAPABILITIES
ROTARY TABLE DRIVES	Master bushing size	27.5" & 37.5"	0.69 m & 0.95 m
	Master bushing size	Square drive & split rotary adapter ring (per API)	
	Output torque capacity	20,000 ft-lbs	27 kNm
	Static thrust capacity	750,000 & 1 M lbs	3,336 kN & 4,448 kN




	OPTION	CAPABILITIES	CAPABILITIES
ROTATING MOUSEHOLES	Pipe size range	2-3/8" to 8-5/8"	60 mm to 219 mm
	Output torque	1,500 ft-lbs	2.0 kNm
	Static thrust capacity	50,000 lbs	222 kN



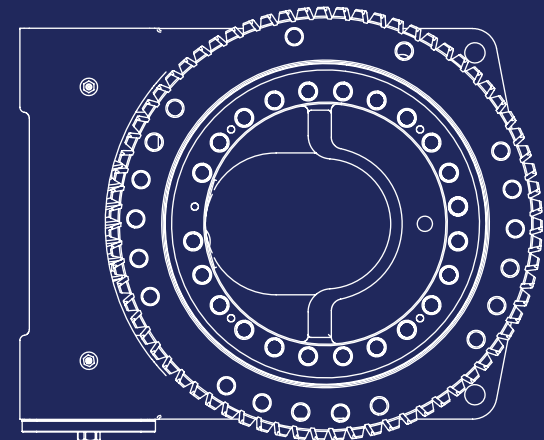
Product options

SLEWING RING BEARINGS AND ROTATORS

	OPTION	BENDING MOMENT CAPACITY (k FT-LBS)	BENDING MOMENT CAPACITY (kNm)
SLEWING RING BEARINGS	External gear teeth	1 to 3000 k	1.3 to 4000 kNm
	Internal gear teeth	1 to 2000 k	1.3 to 2700 kNm
	No gear teeth	1 to 3000 k	1.3 to 4000 kNm
	Single row ball	1 to 2500 k	1.3 to 3400 kNm
	Double row ball	5 to 3000 k	6.5 to 4000 kNm

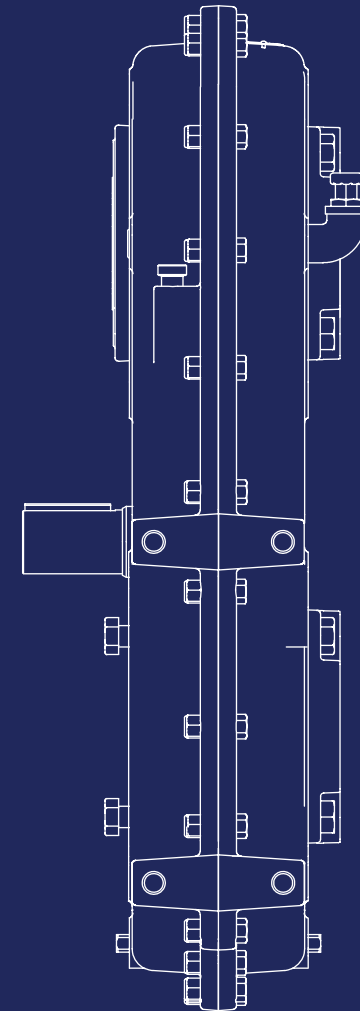


	OPTION	BENDING MOMENT CAPACITY (k FT-LBS)	BENDING MOMENT CAPACITY (kNm)
ROTATORS	Hydraulic input	1 to 150 k	1.3 to 200 kNm



HYDRAULIC PUMP DRIVES

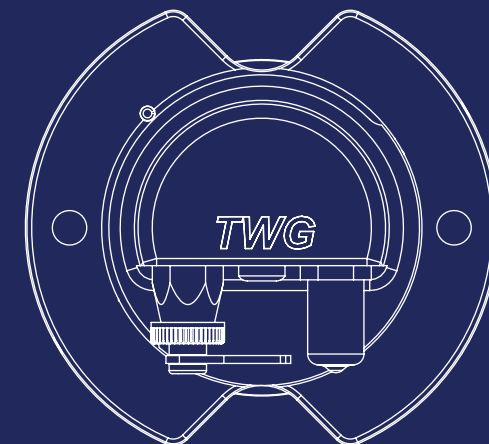
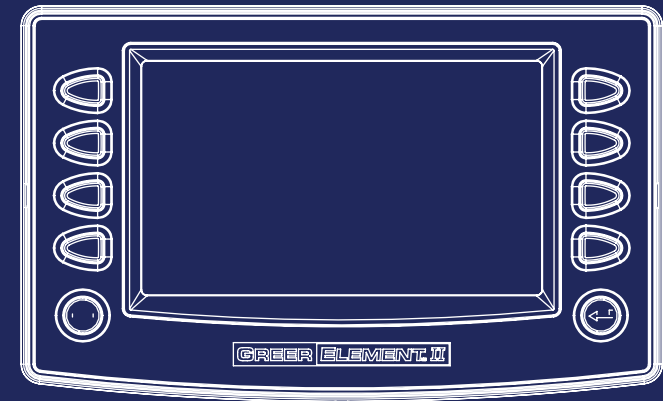
	OPTION	INPUT TORQUE CAPACITY (k FT-LBS)	INPUT TORQUE CAPACITY (kNm)
HYDRAULIC PUMP DRIVES	Single pad	0.7 to 2 k	1 to 2.7 kNm
	2 pad	0.8 to 2.2 k	1.1 to 3 kNm
	3 pad	1.2 to 2.2 k	1.6 to 3 kNm
	4 pad	2.1 to 2.5 k	2.8 to 3.4 kNm
	5 pad	2.2 k	3 kNm
	6 pad	2.2 to 3.5 k	2.9 to 4.7 kNm
	8 pad	2.1 to 2.5 k	2.8 to 3.4 kNm



Product options


ELECTRONIC MONITORING SYSTEMS

	OPTIONS	ATTRIBUTES
LOAD MOMENT INDICATORS	Display options	Greer Element II - 7" (177 mm) Insight - 4.3" (109 mm)
	Resolution	Greer Element II - WVGA, 800 x 400 pixels, 16-bit color Insight - WQVGA, 480 x 272 pixels, 16-bit color
	Communications	CAN 2.0B according to ISO-11898-2, J1939 protocol
	Anit-two block switches	Wired or wireless
	Reeling drum	Boom extensions of 35, 90, 110 and 200 feet (10.6 m, 27.2 m, 33.3 m and 60.5 m)
	Work area indicator	Absolute encoder, sensing rotation without power up to 360 degrees (CW or CCW) from home
DRUM ROTATION/ LAST LAYER INDICATORS	Operating voltage	9-32 VDC, reverse polarity protected
	IP ratings	IP67
	Communications	CAN 2.0B according to ISO-11898-2, J1939 protocol
	System voltage	Supports 12 and 24 volt systems
	Lifetime	Logs lifetime drum rotation



MOBILE APP

Get real-time technical support 24 hours a day through our website and mobile app, complete with voice recognition for quick, easy use, and access to over 10,000 documents. You can also monitor up to 500 sensors, use GSM, and monitor your equipment from any web portal, mobile phone, or tablet.



Contact Us:

11135 S. James Avenue
Jenks, OK 74037 USA
918-298-8300
dovertwg.com

